

Scalping Techniques : Index Trading

EXPLORE - UNDERSTAND - EXECUTE

21th May'26

Disclaimer

Disclaimer: Investment in securities market are subject to market risks, read all the related documents carefully before investing. Brokerage will not exceed the SEBI prescribed limit.

Presenter Hitesh Chotalia



Market Experience : 26 Years

- Technical Market Strategist : Share khan
- Asia Pacific Equity Research : Citi Global Markets
- Technical Market Strategist : Centrum Broking
- Product Head : Ignite – Sharekhan Education
- Sr VP : Motilal Oswal : Head School Of Trading & Investing
- Head Education : Fin Learn Academy
- Media Appearance : CNBC & NDTV Profit

Overview of Today's Webinar

Scalping Techniques

- VWAP
- ATR
- Super Trend
- Multiple Moving Average
- Bollinger Band
- Trending Open Interest
- Price Breakout



How to structure your trades?

Trader Type	Trades per Day
Casual / discretionary scalper	5–20
Active scalper	20–50
High-frequency manual scalper	50–100+
Algorithmic / HFT system	Hundreds

Trading Session	No: of trades	Actual
09:15 -10:30	3	1
10:30 -11:30	4	1
11:30 -12:30	4	1
12:30 -01:30	4	1
01:30 – 02:30	4	1
02:30 – 03:30	4	1

Practical guideline:

Most consistently profitable scalpers cap themselves at **5 – 10 high-quality trades per day** rather than chasing every setup.

Key Trade Factors

Market volatility & liquidity	More setups in active sessions
Strategy timeframe	1-min charts fire more signals than 15-min
Focus & fatigue	Decision quality drops after 2–3 hours
Trading System	Market Volatility

Setting up a Trading System

Time Frame

MINUTES ^

- 1 minute
- 2 minutes ★
- 3 minutes ☆
- 5 minutes ★
- 10 minutes
- 15 minutes ★
- 30 minutes
- 45 minutes

Chart Tile

1

2

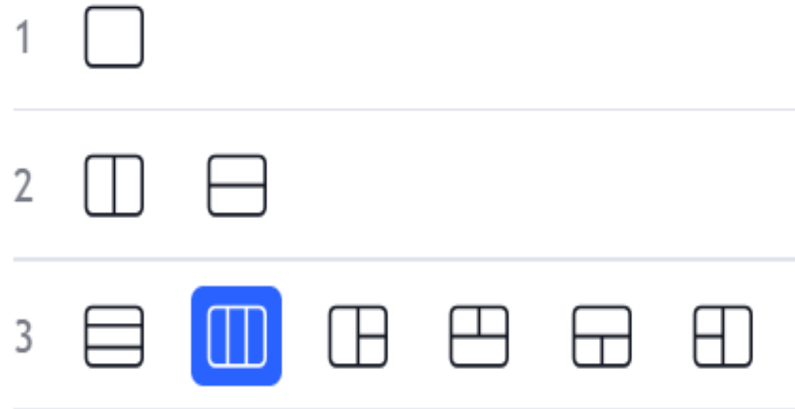
3

Save Timeframe as Favorite in Stocko TradingView

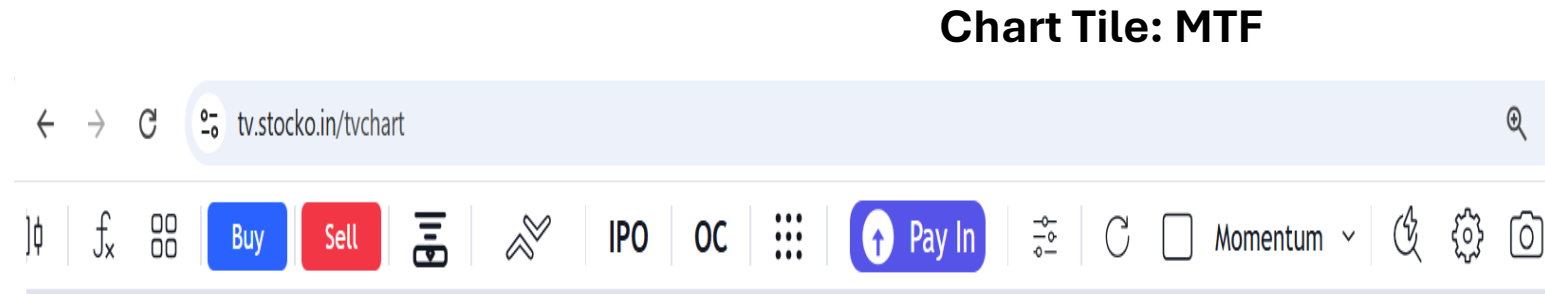


Practical Hands-On : Stocko TV

Setting up a Trading System



Practical Hands-On : Stocko Trading View



Identify Ranges with ATR



VWAP + Super Trend

NIFTY, 5, NFO O23601.50 H23608.90 L23597.70 C23597.70 -3.80 (-0.02%)
VWAP (hlc3, Session) 23702.19
SuperTrend (10, 3) 23682.19

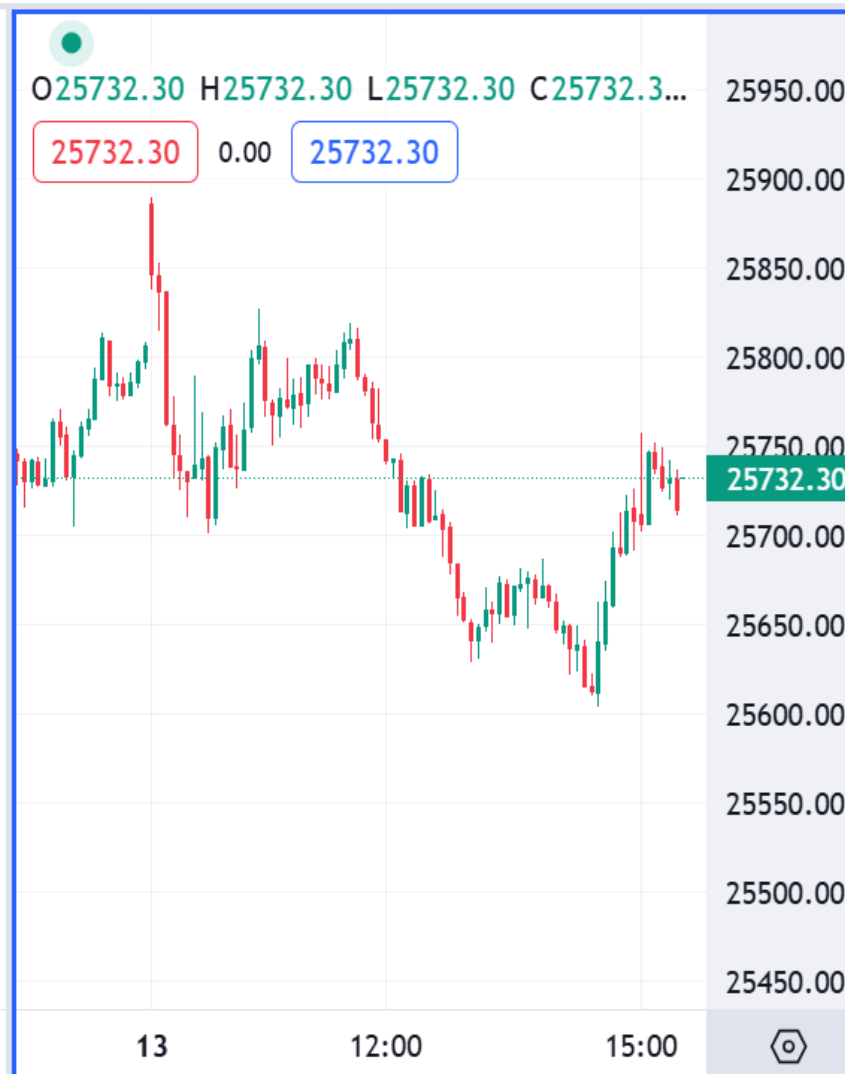


Setting up a Trading System

1 min

2 min

5 min



(Disclaimer: Any stock or index shown, is for demonstration purposes only and does not constitute advice or a recommendation)

Setting up a Trading System

1 min

2 min

5 min



(Disclaimer: Any stock or index shown, is for demonstration purposes only and does not constitute advice or a recommendation)

Momentum Day Trading System

- Technical Study : Moving Averages (Exponential)

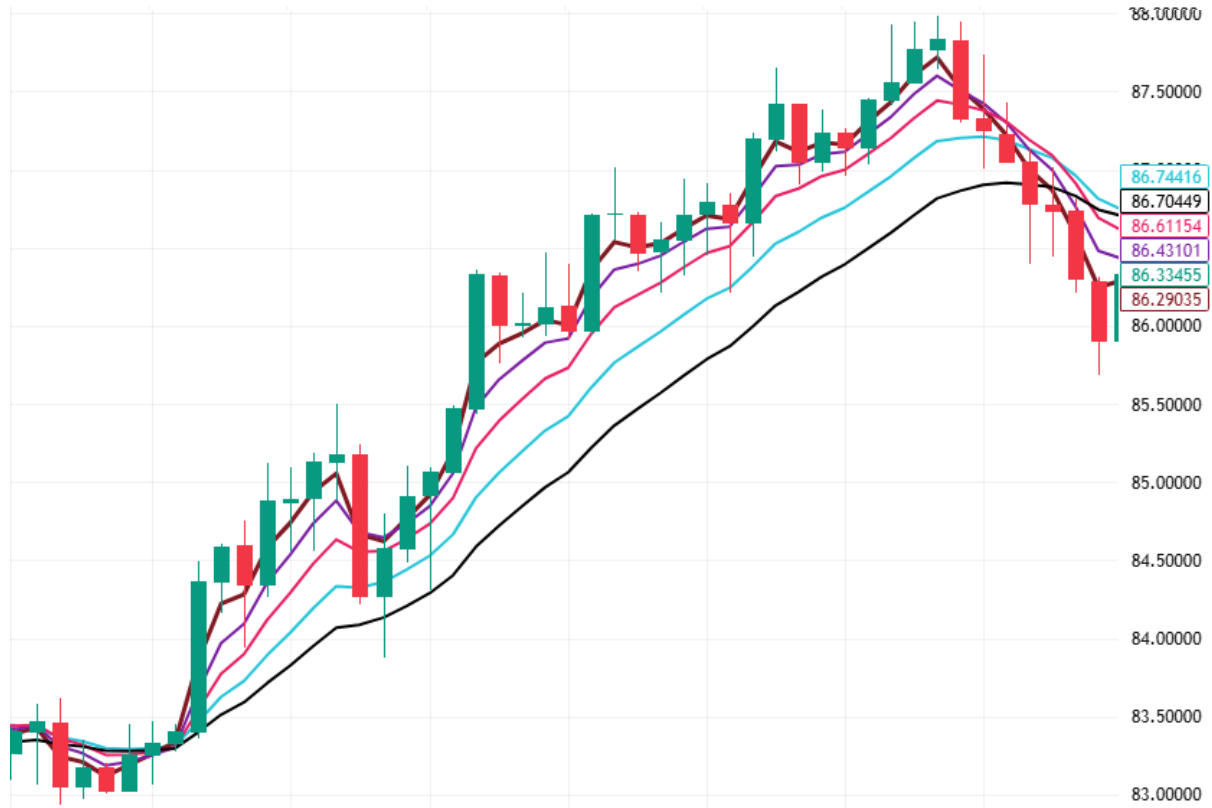
• **M.A Inputs : 3-5-8-13-20 Periods** + **Bollinger Band**

- Buy Signal : Moving Average Positive Crossover

- Sell Signal : Moving Average Negative Crossover

Bullish & Bearish Crossover

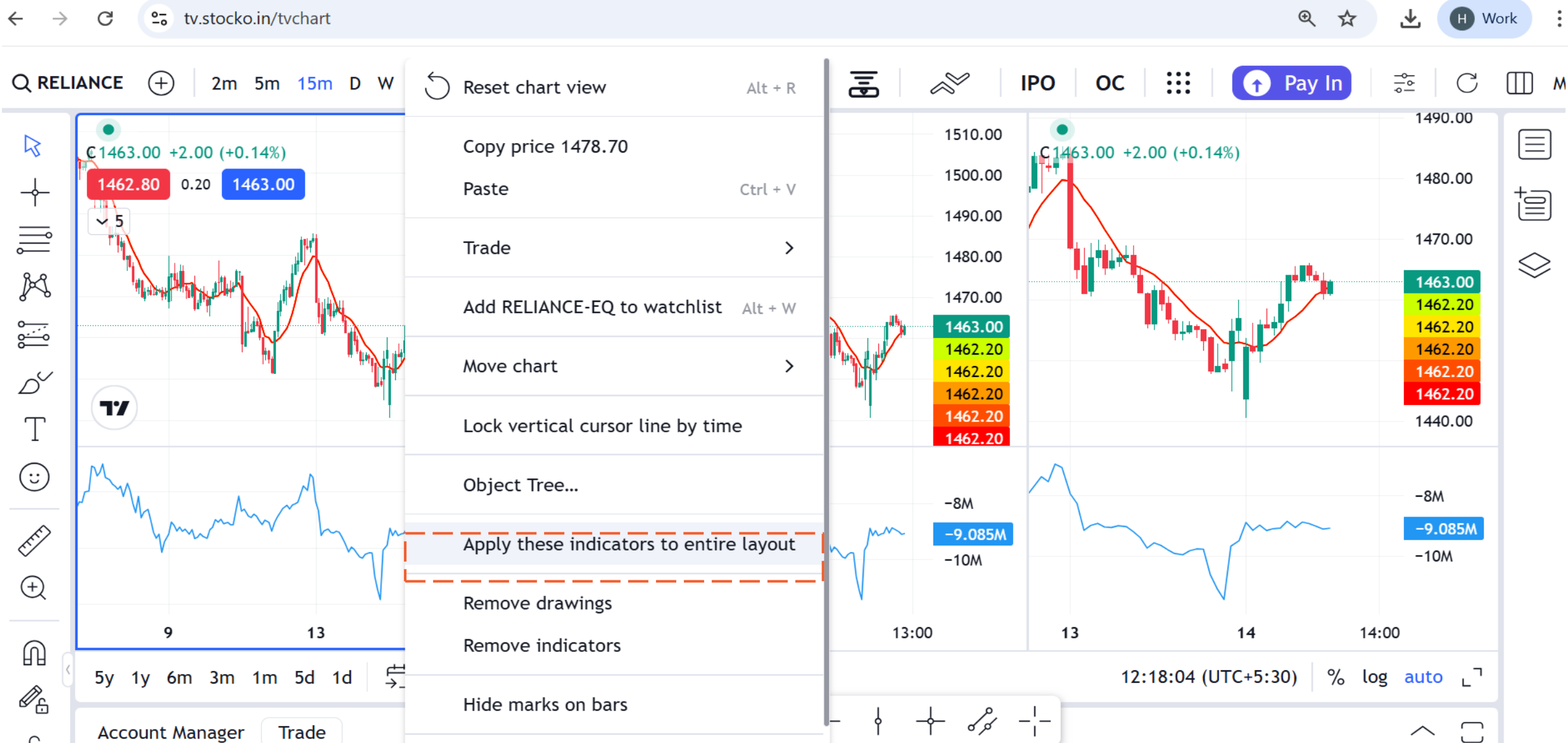
Bullish Crossover



Bearish Crossover

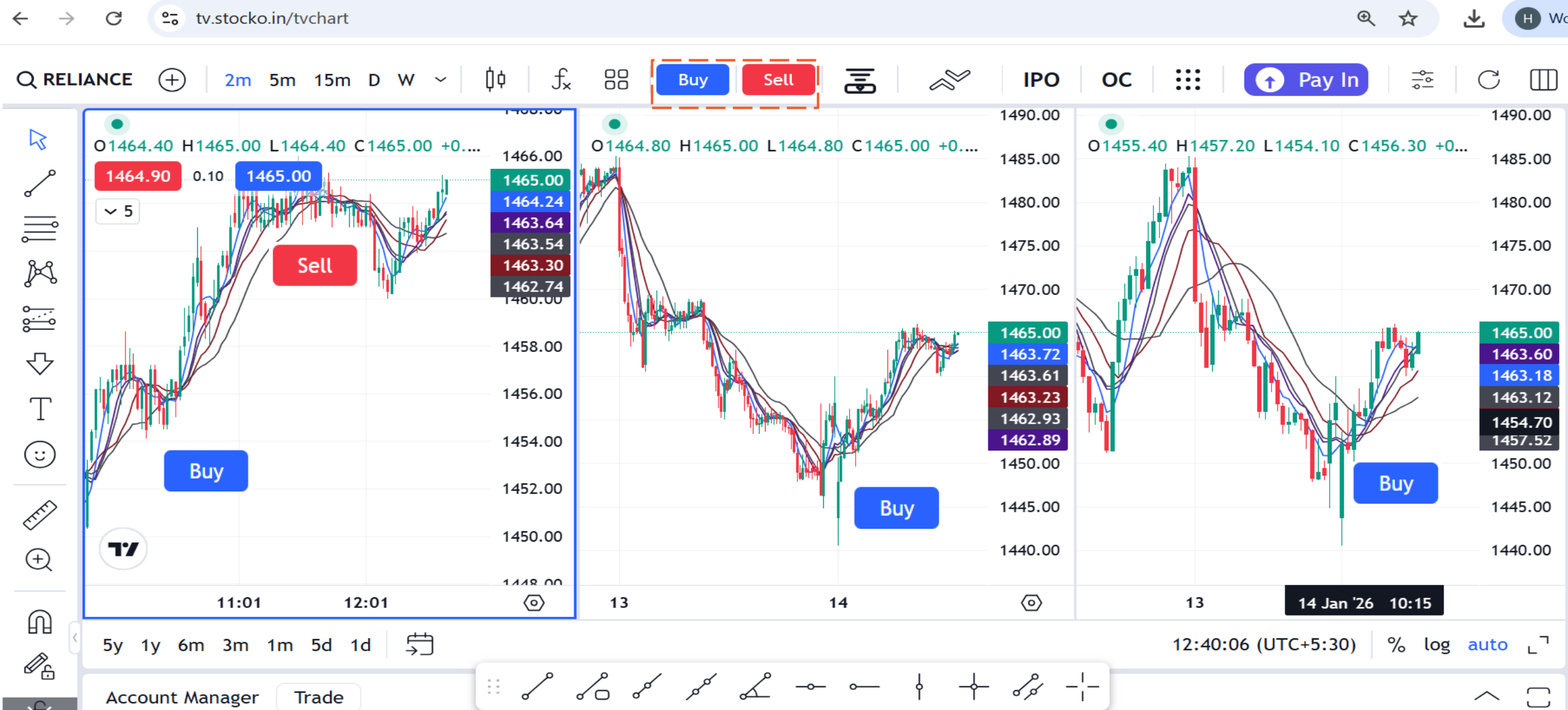


Scalping Trading System



(Disclaimer: Any stock or index shown, is for demonstration purposes only and does not constitute advice or a recommendation)

Momentum Day Trading System



(Disclaimer: Any stock or index shown, is for demonstration purposes only and does not constitute advice or a recommendation)

Q&A

Disclaimer

Investments in the securities market are subject to market risks, read all the related documents carefully before investing. Brokerage will not exceed the SEBI prescribed limit.

Any video/image/text content is for educational and informational purposes only and does not constitute financial advice. Please do your own research or consult a qualified financial advisor before making any investment or trading decisions. Trading in stock markets involves risk of loss.

South Asian Stocks Ltd. : NSE Member Code 09073, BSE
Member Code 6329, MCX Member Code : 55215 , NCDEX
Member Code : 1233 NSDL : IN-DP-474-2020 . SEBI Registration
No. INZ000164738
Compliance Officer: NSE, BSE, MCX, NCDEX, NSDL : Mr RK
Jain , 011-40409999 support@stocko.in
Registered Office:- 3rd Floor, Building No.5, Local Shopping
Complex, Rishabh Vihar, Near Karkarduma Metro Station. East
Delhi – 110092